

# VAPORTIGHT COAT®-SG4

100% Solids, Rapid setting, moisture mitigation and pH barrier coating

## CSI Div. 07 + 09

07 26 00 VAPOR RETARDERS  
 09 96 56 EPOXY COATINGS

## LEED Points

IEQ Credit 4.2, Low-Emitting Materials, Paints & Coatings: 1 Point  
 Using this AQUAFIN product can help contribute to LEED certification of projects in the categories shown above.

## Product Description:

VAPORTIGHT COAT®-SG4 is a rapid setting 2-component, moisture tolerant, low viscosity, solvent free, chemically enhanced epoxy based product which reduces the passage of water vapor and moisture through slabs on, below and above grade as well as split slabs, thus eliminating delamination of adhesives, floor coverings and coatings. SG4 meets or exceeds the requirements of ASTM F3010-13 *Standard Practice for Two-Component Resin Based Membrane-Forming Moisture Mitigation Systems for Use Under Resilient Floor Coverings*.

## Typical Applications:

- Indoor and outdoor, new and existing concrete slabs: on grade, above grade, below grade and split slabs where a fast turnaround time is desired.
- Concrete slabs, old cementitious underlayment (no gypsum) and ceramic tiles with missing or damaged under-slab vapor barriers.
- Industrial/retail facilities, office buildings, supermarkets, food processing plants, airplane hangars, hospitals, schools, etc.
- Use VAPORTIGHT COAT-SG2 for capillary infiltration of oil or other chemicals from the ground or to treat oil-contaminated slabs or radon infiltration.

## Advantages:

- One coat system - No sand broadcast
- Low viscosity, solvent free, no VOC's
- For slabs with MVER up to 25 lbs and RH up to 100%
- ASTM E 96 perm rating  $\leq 0.10$
- Flooring system installed same day
- Can be applied to damp & green concrete (min. 5 days old)
- High alkalinity barrier (pH 14)
- Compatible with most flooring systems
- Does not support mold growth
- Great for indoor applications: low odor and non-flammable.
- SG4 passed Indoor Air Quality Material Emissions Test as per DIN EN ISO 16000 (Report CT-10-06-22-01:250005/2-3)

## Testing Concrete Slabs for Contaminants:

Aquafin recommends testing slabs with unknown history, as well as slabs with previously failed flooring systems, for contaminants (i.e. hydrocarbons, other organic compounds, un-reacted water soluble silicates, chlorides, ASR, Sulfurous compounds, etc.) to

Physical and Technical Data	
Material	2-component, clear epoxy
Density:	~9.0 lbs/gal (1.08 ± 0.02 kg/L)
VOC:	0 g/L
Volume Solids	100 %
Flash Point: Part A Part B	>212°F (>100°C) 170°F (77°C)
Mixing Ratio	100:47 (by weight)
Viscosity	650±100 cps (mPa*s) @ 77°F (25°C)
Pot Life @ 73°F (23°C)	15 Mins. (150 gram mass)
Open to Foot Traffic	after 3.5 hrs at 73°F (23°C)
Recoat Time at 73°F (23°C)	Indoor: min. 3.5 hrs - 5 days Outdoor: min 3.5 hrs - 24 hrs.
Application Temperature	40°F to 85°F (5°C to 30°C)
Curing Temperature	min. 40°F (5°C)
Full Strength	after 7 days at 73°F (23°C)
Compressive Strength ASTM D-695 modified	~12,000 psi (85 MPa)
Adhesion to Concrete (ASTM D7234)	>580 psi (>4.0 MPa) Failure in substrate
Indoor Air Comfort 5.3a EN 717-1	Formaldehyde was below the limit of 60 µg/m <sup>3</sup> @ 28 days
Water Vapor Transmis- sion (ASTM E 96)	0.06 grains/h-ft <sup>2</sup> -in.Hg @ 16 mils (0.40 mm)
All data are average values obtained under laboratory conditions. In practical use temperature, humidity and absorbance of the substrate may influence the above given values.	

determine suitability of SG4. Provide Ion Chromatography and IR Spectroscopy data to Aquafin before commencing application. A separation screed may be required.

## Moisture Vapor Emission Testing:

Aquafin recommends testing to determine moisture vapor emission rate (MVER) including "Anhydrous Calcium Chloride" testing as per ASTM F 1869-11 on slabs to be treated, to determine the MVER in lb/1000 ft<sup>2</sup>•24 hrs (grams/m<sup>2</sup>•hr) and to determine RH content (%) as per ASTM F 2170. This testing can be used to determine application rate of material required to obtain AQUAFIN warranty.

## Substrate Preparation:

- Concrete must be a minimum 5 days old or have reached a minimum 2,500 psi (17 MPa) compressive strength, to be treated with SG4. Concrete must be clean, sound and have

# VAPORTIGHT COAT®-SG4

an "open"/absorptive surface ("tooth and suction"). All slabs must be mechanically prepared (i.e. Shot blast) to a concrete surface profile (CSP) 3 – 5 per the International Concrete Repair Institute (ICRI) Guideline No. 301-2R-2013. *Acid etching is not allowed, broom finish on new slabs is not acceptable.* Burn off any reinforcing fibers and vacuum remains.

- Remove glaze from "quarry tiles".
- After surface preparation, check slab surface with the water drop method. Pour a drop of water about the size of a dime in several places. If the water beads, the surface is not absorptive and requires additional preparation or core extraction and testing. If the water "wets out" or penetrates the concrete within 30 - 60 seconds the surface is ready to receive the SG4 treatment. Note: This method does not replace pre-testing of concrete cores. A test application is highly recommended on existing slabs to determine adhesion (i.e. Elcometer, etc.).
- Treat saw cut and expansion joints as per drawings on back.

## Separation Screed:

Concrete floors which contain water soluble, unreacted sodium and/or potassium silicates or chlorides can not be coated when certain thresholds of these compounds are exceeded. If these soluble mediums have deeper penetration into the substrate than standard steel shot blasting will remove, it will be required to remove 3/8" - 1/2" (10 mm - 13 mm) of the concrete surface and replace it with a separation screed, such as MORTAR-Screed to prevent substrate failure when trapped rising moisture activates these mediums. SG4 will then be applied over the separation screed. All separation screed surfaces must be mechanically prepared like a concrete surface (CSP 3 - 5) as indicated above.

## Water-Vapor Transmission Treatment:

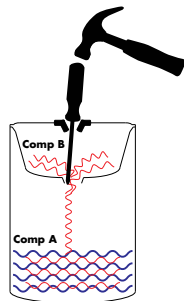
1. Remove existing floor coverings, coatings, adhesives, curing compounds, efflorescence, dust, grease, laitance, etc. down to bare concrete with steel shot blasting, scarifying or grinding using a diamond cup blade (run with low RPM and assure that surface is profiled).
2. Repair cracks with a suitable patching mortar or SG4 mixed with 5 parts by volume of oven-dried sand.
3. Install cementitious underlayment's or leveling mortars on top of SG4.

## Mixing:

SG4 is supplied in the appropriate mixing ratio (Comp-A = resin, Comp-B = hardener). Always mix full units.

- Use chemical resistant gloves and goggles when mixing or applying SG4.
- Material should be minimum 60°F (15°C) at time of mixing.

1. Pierce a hole through the rubber membrane in the lid and continue through the bottom of "lid well". Assure that Part B completely drains into Part A.
2. Stir mixture for approx. 5 minutes to a homogenous, streak free consistency, using a slow speed drill (~300 rpm) with a PS Jiffy blade. Avoid entrapping air. Ensure that the material at the bottom and sides are scraped and thoroughly mixed.
3. Pour mixed material from the mixing container into another, clean container and carefully mix for additional 30 seconds.



## Application:

- Substrate and ambient temperatures must be between 40°F and 85°F (5°C to 30°C).
- All exterior applications must be protected from strong sun light, wind and rain until fully cured.
- All interior applications must be protected from drafts to avoid "skinning over".
- SG4 surface must be protected from bond inhibiting contaminants, i.e. dirt, dust and debris.
- Application equipment needed: Clean mixing containers, soft-edge squeegee, non-shed synthetic roller.

1. All surfaces must be saturated surface dry (SSD) with no standing water.
2. Pour SG4 in sufficient quantity over the area to be treated and uniformly distribute with a notched squeegee.
3. Follow with a non-shed roller, back rolling at right angle (90 degrees) to the squeegee application to achieve uniform coverage and let product cure for minimum 3.5 hours.

NOTE: Where sand broadcast is desired use SG2 in lieu of SG4.

4. Re-treat "outgassing channels" and pin-holes by sanding surface, and cleaning with hot water. Make sure surface is dry and re-apply SG4.
5. Immediately clean all equipment and tools with mineral spirits.

## Maximum recoat time:

- Interior Applications: Top coatings (i.e. epoxy, terrazzo, urethane) and flooring systems (i.e. VCT, sheet vinyl, carpet, wood) can be applied after 3.5 hours. Observe dew point!
- Exterior Applications: Top coatings such as epoxy, urethane traffic membranes, must be applied within 24 hrs. Observe dew point!
- If recoat time is missed, SG4 surface must be sanded, cleaned with hot water, and allowed to dry, before application of flooring systems or top coatings.

## Flooring

- Water or solvent based adhesives may require a cementitious underlayment (see Aquafin LEVEL-Ultra TDS) of a minimum 1/8" (3 mm) thickness to absorb excess moisture/solvent (check with adhesive manufacturer).
- Pressure sensitive adhesives installed directly over SG4 require a longer "tack" time than listed on manufacturer's literature to prevent adhesive moisture or solvent entrapment.
- Many flooring systems require a more level or smooth surface. In such cases an application of a self-leveling cementitious underlayment (minimum 1/8" (3 mm) thickness) is required to provide a proper substrate for the floor covering and the adhesive (See Aquafin LEVEL-Ultra TDS).
- Do not apply flooring system if SG4 surface is wet due to dew point or other causes.

## Underlayment's and Patching:

If cement based toppings, such as underlayments, screeds, "flash" patching, repair mortars are to be used, the manufacturer's recommended primer or Aquafin SLU-PRIMER must be applied over SG4.

## Packaging and Shelf Life:

Shelf life is 2 years in closed, original packaging, stored in a dry, cool place. Standard Packaging:

- 1.46 gal/13.2 lb (5.5 L/6 kg) kit.
  - A-Comp: 0.95 gal/9.0 lb (3.6 L/4.1 kg)
  - B-Comp: 0.51 gal/4.2 lb (1.9 L/1.9 kg).

# VAPORTIGHT COAT®-SG4

Special Order Packaging:

- 0.24 gal/2.2 lb (0.9 L/1.0 kg) kit.

**Limitations:**

- Do not spray apply SG4.
- Post-cracking of the concrete, slab warping or warping relaxation at joints or cracks after installation of the SG4 may cause a breach in the coating and void warranty.
- Do not apply over gypsum based substrates.
- Do not alter mixing ratios, thin or mix with Cab-O-Sil.
- Call Aquafin Technical Department for slabs with floor heating systems or installation recommendations for any substrates and conditions not listed.

**Note:**

Installer is responsible for proper product application. Site visits by Aquafin personnel or representatives are solely for the purpose of making technical recommendations, not for providing supervision or quality control. This product is not sold to the Do-it-Yourself market. **For Professional Use Only.**

**Safety: Refer to SDS.**

**Part A** - irritant; sensitizer - contains epoxy resins.

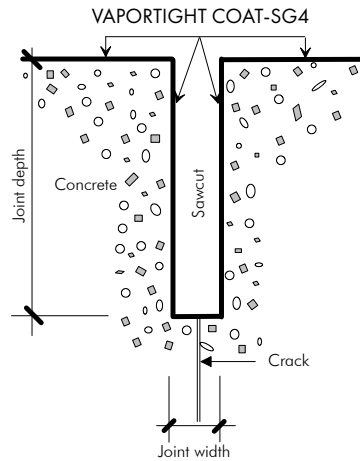
**Part B** - corrosive; sensitizer - contains amines.

**KEEP OUT OF REACH OF CHILDREN.**

Spills: Ventilate area. Contain and collect spillage with noncombustible, absorbent materials (i.e. sand, vermiculite, universal binders, sawdust, etc.) and place in container for disposal. Emergency procedures are not required. Dispose of in accordance with current local, state and federal regulations. VOC limit: This product is well below the allowable EPA limits as stated in 40 CFR Part 59.

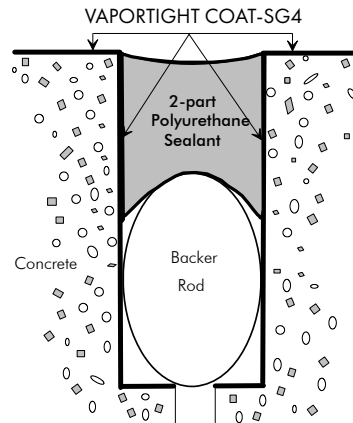
LIMITED WARRANTY: AQUAFIN, INC. warrants its products to be manufactured free of defects for one year and to be consistent with its standard high quality. We will replace, or, at our election, refund the purchase price of, any product which is proven to be defective, provided that the product was properly applied. Our product recommendations are based on Industry Standards and testing procedures. We assume no warranties either written, expressed or implied as to any specific methods of application or use of the product. AQUAFIN, INC. MAKES NO WARRANTY AS TO MERCHANTABILITY OR FITNESS FOR A PARTICULAR PURPOSE AND THIS WARRANTY IS IN LIEU OF ALL OTHER WARRANTIES EXPRESS OR IMPLIED. AQUAFIN, INC. shall not be liable for damages of any sort including remote or consequential damages, down time, or delay. Contact Aquafin for information on extended warranty's.

**Sealing Saw Cut Joints in Concrete Slabs:**



- Coat slab surface with SG4 as per specifications.
- Coat sidewalls and bottom of cavity with SG4. Allow to cure for min. 3.5 hrs at 73°F (23°C)
- Fill cavity with a flooring system manufacturer recommended joint filler.
- Touch-up slab surface if necessary.
- Install sub-flooring system.

**Sealing of Expansion Joints in Concrete Slabs:**



- Coat slab surface with SG4 as per specifications.
- Coat sidewalls and bottom of cavity with SG4.
- Allow SG4 to cure for min. 3.5 hrs at 73°F (23°C).
- Install backer rod.
- Fill cavity with a suitable polyurethane sealant or as specified by the A/E.
- Install sub-flooring system.

SG4 Application Rates per ASTM F-1869 (CaCl) & F-2170 or ASTM F-2420 (RH - Relative Humidity):								
Moisture vapor emission rate (MVER): listed by lbs/1000 ft <sup>2</sup> * 24 hrs	RH: listed by percentage (%)	No. of coats	Application rate		~Thickness		~Yield: 1.46 gal (5.5 L)	
			ft <sup>2</sup> /gal	(kg/m <sup>2</sup> )	mils	mm	ft <sup>2</sup>	m <sup>2</sup>
up to 10 lbs	<85%	1	155	0.29	10	0.25	220	20
10 - 15 lbs	85 - 90%	1	130	0.35	12	0.30	180	17
15 - 25	90 - 100%	1	100	0.45	16	0.40	145	13
New concrete (min. 5 days old)		1	100	0.45	16	0.40	145	13

Walls: contact our technical dept. Note: all values theoretical. Application thicknesses are approximate. Some variations may apply due to porosity and absorption of substrate.

Sample Water Vapor Transmission Reduction			Test : ASTM E 96
Test carried out by independent laboratory (Wet method)	<b>BEFORE:</b> Untreated Control	<b>AFTER:</b> VAPORTIGHT COAT®-SG4	
<b>Vapor Permeance:</b> grains/hour/ft <sup>2</sup> /in.Hg	2.22	0.06 @ 16 mils (Nelson Testing, 09/15)	ASTM F3010-13

Check our website for the latest version of the Technical Datasheet. Only the current version is legally binding - and only for the intended market. In cases of uncertainty contact our technical department for further information before starting any applications.

# VAPORTIGHT COAT<sup>®</sup>-SG4

---